















# EASTERN CONFERENCE PLAYOFF RACE

Games Ending - Saturday 4/12/2025

	Metropolitan			Atlantic			Wild Card						
	1	2	3	1	2	3	1	2	3	4	5	6	7
	Washington	Carolina	New Jersey	Toronto	Tampa Bay	Florida	Ottawa	Montreal	Columbus	Detroit	Rangers	Islanders	Pittsburgh
	L	W		OTW		SOW		OTL	W		L	SOL	
Sunday	vs. CBJ	vs. TOR	vs. NYI	@ CAR	vs. BUF		vs. PHI		@ WSH			@ NJD	vs. BOS
Monday						vs. NYR		vs. CHI					
15-Apr	@ NYI		@ BOS	@ BUF	vs. FLA	@ TBL	vs. CHI		@ PHI		vs. DAL	@ FLA	vs. WSH
16-Apr		@ MTL	vs. DET					vs. CAR		@ NJD			
17-Apr	@ PIT	@ OTT		vs. DET	@ NYR		vs. CAR		vs. NYI	@ TOR	vs. TBL	@ CBJ	vs. WSH
PTS	109	99	89	102	98	98	92	88	83	81	81	80	78
RW	42	42	36	39	39	37	34	29	27	28	33	27	23
Games Left	3 (1H / 2A)	3 (1H / 2A)	3 (2H / 1A)	3 12H / 2A)	3 (2H / 1A)	2 (1H / 1A)	3 (3H)	2 (2H)	3 (1H / 2A)	3 (1H / 2A)	2 (1H / 1A)	3 (1H / 2A)	2 (2H)
	X	X	X	X	X	X	X		2	E	E	E	E
Division	Metropolitan	Metropolitan	Metropolitan	Atlantic	Atlantic	Atlantic	Atlantic	Atlantic	Metropolitan	Atlantic	Metropolitan	Metropolitan	Metropolitan
Metropolitan													
Atlantic													
	1	2	3	1	2	3	1	2	3	4	5	6	7

\* Team is eliminated from playoffs when their "Tragic Number" hits 0.

\*\* Please note, the first tie-breaker is Regulation Wins (RW).

Teams in Red currently hold a playoff position.

# WESTERN CONFERENCE PLAYOFF RACE

Games Ending - Saturday 4/12/2025



	Central			Pacific			Wild Card						
	1	2	3	1	2	3	1	2	3	4	5	6	7
	Winnipeg	Dallas	Colorado	Vegas	LA Kings	Edmonton	Minnesota	St. Louis	Calgary	Vancouver	Utah	Anaheim	Seattle
	SOW	L	L	W	W		OTW	SOL		OTL	W		SOW
Sunday	vs. EDM		@ ANA			@ WPG			vs. SJS			vs. COL	
Monday		@ DET			@ EDM	vs. LAK				vs. SJS	@ NSH		
15-Apr				@ CGY	@ SEA		vs. ANA	vs. UTA	vs. VGK		@ STL	@ MIN	vs. LAK
16-Apr	vs. ANA	@ NSH		@ VAN		@ SJS				vs. VGK		@ WPG	
17-Apr					vs. CGY				@ LAK				
PTS	114	106	100	107	101	97	95	94	90	88	87	78	76
RW	43	41	39	45	41	34	33	31	29	28	29	24	28
Games Left	2 (2H)	2 (2A)	1 (1A)	2 (2A)	3 (1H / 2A)	3 (1H / 2A)	1 (1H)	1 (1H)	3 (2H / 1A)	2 (2H)	2 (2A)	3 (1H / 2A)	1 (1H)
	X	X	X	X	X	X			3	E	E	E	E
Division	Central	Central	Central	Pacific	Pacific	Pacific	Central	Central	Pacific	Pacific	Central	Pacific	Pacific
Central													
Pacific													
	1	2	3	1	2	3	1	2	3	4	5	6	7

\* Team is eliminated from playoffs when their "Tragic Number" hits 0.




\*\* Please note, the first tie-breaker is Regulation Wins (RW).

Teams in Red currently hold a playoff position.

# PRESIDENTS' TROPHY RACE

Games Ending - Saturday 4/12/2025



	1	2
	Winnipeg	Washington
	SOW	L
Sunday	vs. EDM	vs. CBJ
14-Apr		@ NYI
15-Apr		
16-Apr	vs. ANA	
17-Apr		@ PIT
PTS	114	109
RW	43	42
Games Left	2 (1H / 1A)	3 (1H / 2A)
		2
Division	Central	Metropolitan
		

1

2

\* Team is eliminated from winning the Presidents' Trophy when their "Tragic Number" hits 0.

\*\* Please note, the first tie-breaker is Regulation Wins (RW).

Teams in Red currently hold a playoff position.