















# EASTERN CONFERENCE PLAYOFF RACE

Games Ending - Friday 4/11/2025

	Metropolitan			Atlantic			Wild Card						
	1	2	3	1	2	3	1	2	3	4	5	6	7
	Washington	Carolina	New Jersey	Toronto	Tampa Bay	Florida	Ottawa	Montreal	Columbus	Rangers	Detroit	Islanders	Pittsburgh
			L		OTL		W	L			OTW		W
Saturday	@ CBJ	vs. NYR		vs. MTL		vs. BUF		@ TOR	vs. WSH	@ CAR		@ PHI	
Sunday	vs. CBJ	vs. TOR	vs. NYI	@ CAR	vs. BUF		vs. PHI		@ WSH			@ NJD	vs. BOS
14-Apr						vs. NYR		vs. CHI		@ FLA	vs. DAL		
15-Apr	@ NYI		@ BOS	@ BUF	vs. FLA	@ TBL	vs. CHI		@ PHI			vs. WSH	
16-Apr		@ MTL	vs. DET					vs. CAR			@ NJD		
17-Apr	@ PIT	@ OTT		vs. DET	@ NYR		vs. CAR		vs. NYI	vs. TBL	@ TOR	@ CBJ	vs. WSH
PTS	109	97	89	100	98	96	92	87	81	81	81	79	78
RW	42	41	36	39	39	37	34	29	26	33	28	27	23
Games Left	4 (1H / 3A)	4 (2H / 2A)	3 (2H / 1A)	4 (2H / 2A)	3 (2H / 1A)	3 (2H / 1A)	3 (3H)	3 (2H / 1A)	4 (2H / 2A)	3 (1H / 2A)	3 (1H / 2A)	4 (1H / 3A)	2 (2H)
	X	X	X	X	X	X	X		3	1	1	1	E
Division	Metropolitan	Metropolitan	Metropolitan	Atlantic	Atlantic	Atlantic	Atlantic	Atlantic	Metropolitan	Metropolitan	Atlantic	Metropolitan	Metropolitan
Metropolitan													
Atlantic													
	1	2	3	1	2	3	1	2	3	4	5	6	7

\* Team is eliminated from playoffs when their "Tragic Number" hits 0.

\*\* Please note, the first tie-breaker is Regulation Wins (RW).

Teams in Red currently hold a playoff position.

# WESTERN CONFERENCE PLAYOFF RACE

Games Ending - Friday 4/11/2025



	Central			Pacific			Wild Card						
	1	2	3	1	2	3	1	2	3	4	5	6	7
	Winnipeg	Dallas	Colorado	Vegas	LA Kings	Edmonton	Minnesota	St. Louis	Calgary	Vancouver	Utah	Anaheim	Seattle
						W	L		W				
Saturday	@ CHI	vs. UTA	@ LAK	vs. NSH	vs. COL		@ VAN	@ SEA		vs. MIN	@ DAL		vs. STL
Sunday	vs. EDM		@ ANA			@ WPG			vs. SJS			vs. COL	
14-Apr		@ DET			@ EDM	vs. LAK				vs. SJS	@ NSH		
15-Apr				@ CGY	@ SEA		vs. ANA	vs. UTA	vs. VGK		@ STL	@ MIN	vs. LAK
16-Apr	vs. ANA	@ NSH		@ VAN		@ SJS				vs. VGK		@ WPG	
17-Apr					vs. CGY				@ LAK				
PTS	112	106	100	105	99	97	93	93	90	87	85	78	74
RW	43	41	39	44	40	34	33	31	29	28	28	24	28
Games Left	3 (2H / 1A)	3 (1H / 2A)	2 (2A)	3 (1H / 2A)	4 (2H / 2A)	3 (1H / 2A)	2 (1H / 1A)	2 (1H / 1A)	3 (2H / 1A)	3 (3H)	3 (3A)	3 (1H / 2A)	2 (2H)
	X	X	X	X	X	X			3	E	E	E	E
Division	Central	Central	Central	Pacific	Pacific	Pacific	Central	Central	Pacific	Pacific	Central	Pacific	Pacific
Central													
Pacific													
	1	2	3	1	2	3	1	2	3	4	5	6	7

\* Team is eliminated from playoffs when their "Tragic Number" hits 0.





\*\* Please note, the first tie-breaker is Regulation Wins (RW).

Teams in Red currently hold a playoff position.

# PRESIDENTS' TROPHY RACE

Games Ending - Friday 4/11/2025



	1	2	3
	Winnipeg	Washington	Dallas
Saturday	@ CHI	@ CBJ	vs. UTA
Sunday	vs. EDM	vs. CBJ	
14-Apr			@ DET
15-Apr		@ NYI	
16-Apr	vs. ANA		@ NSH
17-Apr		@ PIT	
PTS	112	109	106
RW	43	42	41
Games Left	3 (1H / 2A)	4 (1H / 3A)	3 (1H / 2A)
		6	1
Division	Central	Metropolitan	Central
			

1

2

3

\* Team is eliminated from winning the Presidents' Trophy when their "Tragic Number" hits 0.

\*\* Please note, the first tie-breaker is Regulation Wins (RW).

Teams in Red currently hold a playoff position.