















EASTERN CONFERENCE PLAYOFF RACE

Games Ending - Wednesday 4/9/2025

	Metropolitan			Atlantic			Wild Card						
	1	2	3	1	2	3	1	2	3	4	5	6	7
	Washington	Carolina	New Jersey	Toronto	Tampa Bay	Florida	Ottawa	Montreal	Detroit	Islanders	Columbus	Rangers	Buffalo
				OTW	OTL							L	
Thursday	vs. CAR	@ WSH				vs. DET			@ FLA	vs. NYR	vs. BUF	@ NYI	@ CBJ
Friday			vs. PIT		vs. DET		vs. MTL	@ OTT	@ TBL				
12-Apr	@ CBJ	vs. NYR		vs. MTL		vs. BUF		@ TOR		@ PHI	vs. WSH	@ CAR	@ FLA
13-Apr	vs. CBJ	vs. TOR	vs. NYI	@ CAR	vs. BUF		vs. PHI			@ NJD	@ WSH		@ TBL
14-Apr						vs. NYR		vs. CHI	vs. DAL			@ FLA	
15-Apr	@ NYI		@ BOS	@ BUF	vs. FLA	@ TBL	vs. CHI			vs. WSH	@ PHI		vs. TOR
16-Apr		@ MTL	vs. DET					vs. CAR	@ NJD				
17-Apr	@ PIT	@ OTT		vs. DET	@ NYR		vs. CAR		@ TOR	@ CBJ	vs. NYI	vs. TBL	vs. PHI
PTS	107	96	89	100	97	94	90	87	79	79	79	79	76
RW	42	41	36	39	39	36	33	29	28	27	25	32	28
Games Left	5 (2H / 3A)	5 (2H / 3A)	4 (3H / 1A)	4 (2H / 2A)	4 (3H / 1A)	4 (3H / 1A)	4 (4H)	4 (2H / 2A)	5 (1H / 4A)	5 (2H / 3A)	5 (3H / 2A)	4 (1H / 3A)	5 (2H / 3A)
	X	X	X	X	X	X	X		3	3	3	1	E
Division	Metropolitan	Metropolitan	Metropolitan	Atlantic	Atlantic	Atlantic	Atlantic	Atlantic	Atlantic	Metropolitan	Metropolitan	Metropolitan	Atlantic
Metropolitan													
Atlantic													
	1	2	3	1	2	3	1	2	3	4	5	6	7















* Team is eliminated from playoffs when their "Tragic Number" hits 0.

** Please note, the first tie-breaker is Regulation Wins (RW).

Teams in Red currently hold a playoff position.

WESTERN CONFERENCE PLAYOFF RACE

Games Ending - Wednesday 4/9/2025

	Central			Pacific			Wild Card						
	1	2	3	1	2	3	1	2	3	4	5	6	7
	Winnipeg	Dallas	Colorado	Vegas	LA Kings	Edmonton	Minnesota	St. Louis	Calgary	Vancouver	Utah	Anaheim	Seattle
						W	OTW	L	OTL			OTW	
Thursday	@ DAL	vs. WPG	vs. VAN	vs. SEA	vs. ANA					@ COL	vs. NSH	@ LAK	@ VGK
Friday						vs. SJS	@ CGY		vs. MIN				
12-Apr	@ CHI	vs. UTA	@ LAK	vs. NSH	vs. COL		@ VAN	@ SEA	vs. MIN	@ DAL			vs. STL
13-Apr	vs. EDM		@ ANA			@ WPG			vs. SJS			vs. COL	
14-Apr		@ DET			@ EDM	vs. LAK			vs. SJS	@ NSH			
15-Apr				@ CGY	@ SEA		vs. ANA	vs. UTA	vs. VGK	@ STL	@ MIN	vs. LAK	
16-Apr	vs. ANA	@ NSH		@ VAN		@ SJS			vs. VGK		@ WPG		
17-Apr					vs. CGY				@ LAK				
PTS	110	106	100	103	97	95	93	93	88	85	84	78	74
RW	42	41	39	43	39	33	33	31	28	27	28	24	28
Games Left	4 (2H / 2A)	4 (2H / 2A)	3 (1H / 2A)	4 (2H / 2A)	5 (3H / 2A)	4 (2H / 2A)	3 (1H / 2A)	2 (1H / 1A)	4 (3H / 1A)	4 (3H / 1A)	4 (1H / 3A)	4 (1H / 3A)	3 (2H / 1A)
	X	X	X	X	X				3	1	E	E	E
Division	Central	Central	Central	Pacific	Pacific	Pacific	Central	Central	Pacific	Pacific	Central	Pacific	Pacific
Central													
Pacific	1	2	3	1	2	3	1	2	3	4	5	6	7

* Team is eliminated from playoffs when their "Tragic Number" hits 0.

** Please note, the first tie-breaker is Regulation Wins (RW).

Teams in Red currently hold a playoff position.

PRESIDENTS' TROPHY RACE

Games Ending - Wednesday 4/9/2025



	1	2	3	4
	Winnipeg	Washington	Dallas	Vegas
Thursday	@ DAL	vs. CAR	vs. WPG	vs. SEA
Friday				
12-Apr	@ CHI	@ CBJ	vs. UTA	vs. NSH
13-Apr	vs. EDM	vs. CBJ		
14-Apr			@ DET	
15-Apr		@ NYI		@ CGY
16-Apr	vs. ANA		@ NSH	@ VAN
17-Apr		@ PIT		
PTS	110	107	106	103
RW	42	42	41	43
Games Left	4 (2H / 2A)	5 (2H / 3A)	4 (2H / 2A)	4 (2H / 2A)
		8	5	2
Division	Central	Metropolitan	Central	Pacific
	1	2	3	4

* Team is eliminated from winning the Presidents' Trophy when their "Tragic Number" hits 0.

** Please note, the first tie-breaker is Regulation Wins (RW).

Teams in Red currently hold a playoff position.