



EASTERN CONFERENCE PLAYOFF RACE

Games Ending - Sunday 4/6/2025

	Metropolitan			Atlantic			Wild Card									
	1	2	3	1	2	3	1	2	3	4	5	6	7	9	8	
	Washington	Carolina	New Jersey	Toronto	Tampa Bay	Florida	Ottawa	Montreal	Rangers	Detroit	Islanders	Columbus	Buffalo	Pittsburgh	Philadelphia	
	L					L	W	W		W	W	L	W	L		
Monday					@ NYR				vs. TBL							
Tuesday		@ BUF	vs. BOS	@ FLA		vs. TOR	@ CBJ	vs. DET		@ MTL	@ NSH	vs. OTT	vs. CAR	vs. CHI		
9-Apr				@ TBL	vs. TOR				vs. PHI						@ NYR	
10-Apr	vs. CAR	@ WSH				vs. DET			@ NYI	@ FLA	vs. NYR	vs. BUF	@ CBJ			
11-Apr			vs. PIT		vs. DET		vs. MTL	@ OTT		@ TBL				@ NJD		
12-Apr	@ CBJ	vs. NYR		vs. MTL		vs. BUF		@ TOR	@ CAR		@ PHI	vs. WSH	@ FLA		vs. NYI	
13-Apr	vs. CBJ	vs. TOR	vs. NYI	@ CAR	vs. BUF		vs. PHI				@ NJD	@ WSH	@ TBL	vs. BOS	@ OTT	
14-Apr					vs. NYR			vs. CHI	@ FLA	vs. DAL						
15-Apr	@ NYI		@ BOS	@ BUF	vs. FLA	@ TBL	vs. CHI				vs. WSH	@ PHI	vs. TOR		vs. CBJ	
16-Apr		@ MTL	vs. DET					vs. CAR		@ NJD						
17-Apr	@ PIT	@ OTT		vs. DET	@ NYR		vs. CAR		vs. TBL	@ TOR	@ CBJ	vs. NYI	vs. PHI	vs. WSH	@ BUF	
PTS	107	96	89	98	94	92	90	85	79	79	78	77	74	74	71	
RW	42	41	36	39	38	35	33	28	32	28	27	24	27	21	20	
Games Left	5 (2H / 3A)	6 (2H / 4A)	5 (4H / 1A)	6 (2H / 4A)	6 (4H / 2A)	5 (4H / 1A)	5 (4H / 1A)	5 (3H / 2A)	6 (3H / 3A)	6 (1H / 5A)	6 (2H / 4A)	6 (4H / 2A)	6 (3H / 3A)	4 (3H / 1A)	5 (2H / 3A)	
	X	X		X	X	X			7	6	5	4	1	E	E	
Division	Metropolitan	Metropolitan	Metropolitan	Atlantic	Atlantic	Atlantic	Atlantic	Atlantic	Metropolitan	Atlantic	Metropolitan	Metropolitan	Atlantic	Metropolitan	Metropolitan	
Metropolitan																
Atlantic																
	1	2	3	1	2	3	1	2	3	4	5	6	7	8	9	

* Team is eliminated from playoffs when their "Tragic Number" hits 0.
















** Please note, the first tie-breaker is Regulation Wins (RW).

Teams in Red currently hold a playoff position.



WESTERN CONFERENCE PLAYOFF RACE

Games Ending - Sunday 4/6/2025

	Central			Pacific			Wild Card									
	1	2	3	1	2	3	1	2	3	4	5	6	7	8	9	
	Winnipeg	Dallas	Colorado	Vegas	LA Kings	Edmonton	St. Louis	Minnesota	Calgary	Vancouver	Utah	Anaheim	Seattle	Nashville	Chicago	
		OTL		W				OTW		L				L	W	
Monday	vs. STL				vs. SEA	@ ANA	@ WPG		@ SJS			vs. EDM	@ LAK			
Tuesday		vs. VAN	vs. VGK	@ COL						@ DAL	vs. SEA		@ UTA	vs. NYI	@ PIT	
9-Apr						vs. STL	@ EDM	vs. SJS	@ ANA			vs. CGY				
10-Apr	@ DAL	vs. WPG	vs. VAN	vs. SEA	vs. ANA					@ COL	vs. NSH	@ LAK	@ VGK	@ UTA	@ BOS	
11-Apr						vs. SJS		@ CGY	vs. MIN							
12-Apr	@ CHI	vs. UTA	@ LAK	vs. NSH	vs. COL		@ SEA	@ VAN		vs. MIN	@ DAL		vs. STL	@ VGK	vs. WPG	
13-Apr	vs. EDM		@ ANA			@ WPG			vs. SJS			vs. COL				
14-Apr		@ DET			@ EDM	vs. LAK				vs. SJS	@ NSH			vs. UTA	@ MTL	
15-Apr				@ CGY	@ SEA		vs. UTA	vs. ANA	vs. VGK		@ STL	@ MIN	vs. LAK		@ OTT	
16-Apr	vs. ANA	@ NSH		@ VAN		@ SJS				vs. VGK		@ WPG		vs. DAL		
17-Apr					vs. CGY				@ LAK							
PTS	108	105	98	102	97	93	93	91	85	83	82	74	72	62	54	
RW	41	41	39	43	39	32	31	33	27	27	27	23	27	23	19	
Games Left	5 (3H / 2A)	5 (3H / 2A)	4 (2H / 2A)	5 (2H / 3A)	6 (4H / 2A)	6 (3H / 3A)	4 (1H / 3A)	4 (2H / 2A)	6 (3H / 3A)	5 (3H / 2A)	5 (2H / 3A)	6 (3H / 3A)	5 (1H / 4A)	5 (3H / 2A)	5 (1H / 4A)	
	X	X	X	X	X				6	2	1	E	E	E	E	
Division	Central	Central	Central	Pacific	Pacific	Pacific	Central	Central	Pacific	Pacific	Central	Pacific	Pacific	Central	Central	
Central																
Pacific																
	1	2	3	1	2	3	1	2	3	4	5	6	7	8	9	

* Team is eliminated from playoffs when their "Tragic Number" hits 0.

** Please note, the first tie-breaker is Regulation Wins (RW).

Teams in Red currently hold a playoff position.